



Sensor Data Transmitter via Ethernet

RN171WC

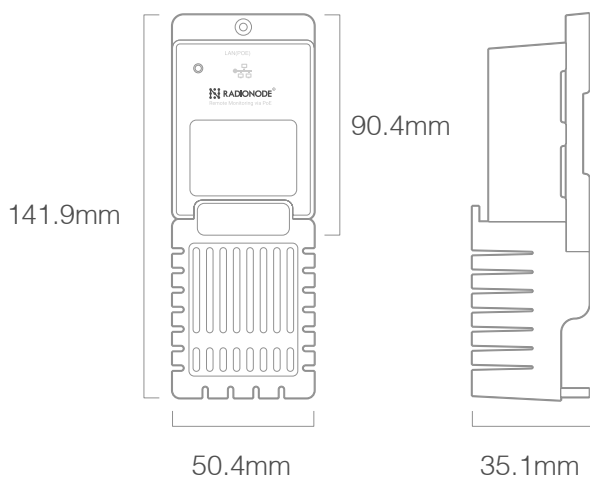
- Support Variable UA Sensors
- Support POE (Power of Ethernet)
- 4 Digit LED Display, 2 Lines
- Support MODBUS TCP, HTTP, Cloud Storage (TP365)
- Alerts (Text Message, Voice Call)
- Internal Sound Buzzer



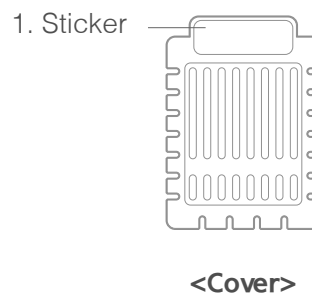
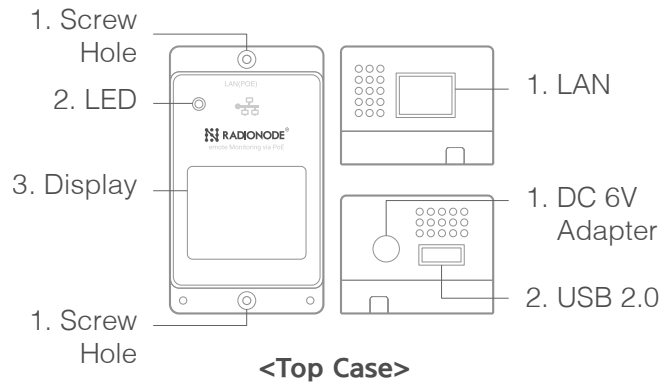
The RN171WC device is designed to transmit the measured gases or thermal data via Ethernet to the destination. The destination would be an information system such as public cloud, local server, and even PC.

The RN171WC device has a display on the front to show the data value and it has an alarm output with the range threshold values. Data can be transmitted to the user's server through MODBUS TCP and HTTP communication. In addition, with the cloud-based web monitoring service Tapaculo 365, you can use a real-time dashboard, emergency SMS/Voice alarm, report generation and mail delivery scheduling function.

Dimensions



Hardware



Contact Information

- www.radionode365.com
- master@dekist.com



Sensor Data Transmitter via Ethernet

RN171WC Specification

Size	Body: H 90.4 x W 50.4 x D 35.1mm +Cover: H 141.9 x W 50.4 x D 40.5mm
Communication protocol	Ethernet 100Mbps
HTTP transmission protocol	RADIONODE PROTOCOL V2 (Open Protocol) HTTP GET/POST
MODBUS TCP	PORT 502, HOLDING REGISTER (03)
Selective Sensors (UA Series)	<ul style="list-style-type: none"> • Thermal: Temp/RH, TC-T, TC-K, PT100 • Gas: Total Volatile Organic Compounds, Oxygen, Carbon dioxide, Carbon monoxide, Sulfur dioxide, Nitrogen dioxide, Ammonia, Hydrogen Sulfide, Hydrogen Chloride, EthyleneOxid, Ethylene • Transmitter: 4-20mA, 0-20mA, 0-1V
SMS Alert	Support TAPACULO365.COM(dedicated to Radionode)
Phone call Alert	Support TAPACULO365.COM (dedicated to Radionode)
Cloud Monitoring & Storage	Support TAPACULO365.COM (dedicated to Radionode)
Data transmission interval	Every minute (minimum)
Telnet/ Broadcasting	TCP Port 23/UDP Port 50000
Power consumption	POE 48V, IEEE802.3af/at, DC6V (1.9W)
Buzzer	YES. Threshold alarm Setting on the Device
LED	Two color (Red/Green)
USB port	For product configuration by connecting to a PC For UA series connection
Display	LED display on the front for display data /IP addr./iCODE
Mounting	Screw X 2
Software Support	<ul style="list-style-type: none"> • Tapaculo Lite 128CH recording software on PC Download: www.radionode365.com • Tapaculo365 Cloud-based web Software Sign-in: s2.tapaculo365.com • User Own Software (via Radionode V2 protocol)

Application

- Food storage (refrigerator, freezer)
- Bio Labs / GMP Facilities
- Safety Gas Monitoring
- Building energy management
- Semiconductor production line

Product Components

Model	Component
RN171WC	<ul style="list-style-type: none"> • RN171WC(1EA) • Sensor protection cover • USB cable for setting • Sensor tag sticker • Product Quick Guide

Accessories

Type	Model Number	Spec.
POE Injector	AP-P5	<ul style="list-style-type: none"> • Supports cloud monitoring • Supports MODBUS TCP/HTTP data transmission • Power: PoE 48V, IEEE802.3af/at, DC6V, 1.9W
Film Cable	RG40	<ul style="list-style-type: none"> • Supports cloud monitoring • Supports MODBUS TCP/HTTP data transmission • Power: DC6V, 2.4W
UA Sensor	UA1X UA20 UA5X	<ul style="list-style-type: none"> • UA1X Temperature Sensor UA10 (Temp/RH), UA11 (T/C), UA13 (PT100) • UA20 4-20mA(0-20mA) / 0-1V Transmitter UA20-A (4-20mA, 2CH), UA20-B (4-20mA, 1CH, V out: 12V), UA20-C (0-1V) • UA5X Gas Sensor UA50 (tVOC) UA52-O2, UA52-CO2, UA53-CO, UA53-SO2, UA53-NO2 UA54-NH3, UA54-H2, UA54-HCL, UA54-EQ, UA54-C2H4 UA59-CO2