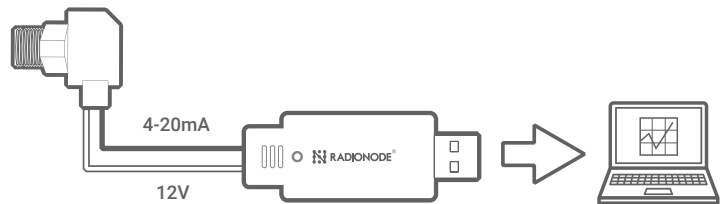




4-20mA / 0-20mA Signal Converter to USB with 12V Output

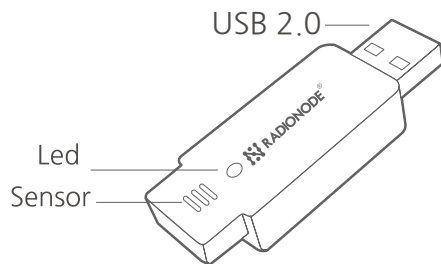
UA20-B

- 1 Channel 4-20mA(0-20mA) Analog to Digital
- High Accurate 100 Ohm 0.05%
- 12V DC output for external device
- Zero/Span Calibrated / Easy Scaler Setup
- Operating On Windows / Linux / MacOS
- AT Command Support
- PC Recording Software (Tapaculo Lite)
- Android Recording App. (Tapaculo Mobile)

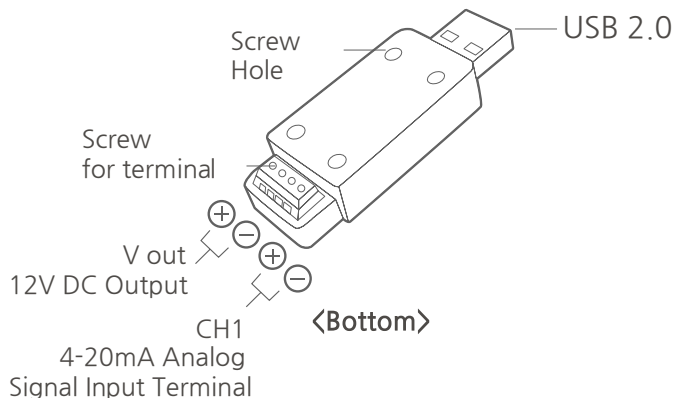


The UA20-B device transmits the 4-20mA / 0-20mA current analog signal into digital data. It transmits digital information to host devices in real-time via the USB connector. UA20-B supply 12V DC power to sensor device as a power source. It does not have a battery and a memory to store samples inside. The UA Series is automatically recognized as a serial port on the operating system and accessed using the AT command. Multiple USB connections of UA device could compose the multi-channel sensor. 128CH real time monitoring software, Tapaculo Lite is downloadable on our website(www.radionode365.com). And android real time recording application is also available from google play store. The optional RN17X model helps UA series for you to setup a remote web monitoring system.

Hardware

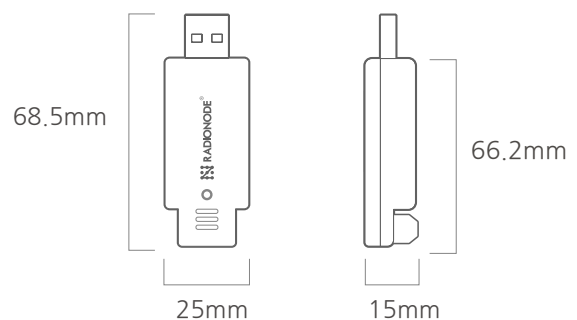


<Front>



<Bottom>

Dimensions



Notice

- Download the Tapaculo Lite (monitoring software on PC) **from** www.radionode365.com.
- Download the Tapaculo Mobile (monitoring software on Android) from google play store.

Contact Information

- www.radionode365.com
- master@dekist.com

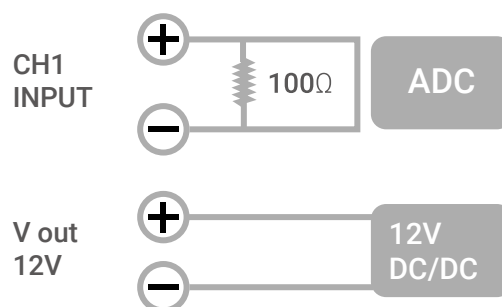


4-20mA / 0-20mA Signal Converter to USB with 12V Output

UA20-B Specifications

Power	5V(USB Power), 125mW
UA20-B Input 4-20mA (1CH)	<ul style="list-style-type: none"> • Channel # : 1 • Accuracy: $\pm 0.08\%$ F.S. • Resolution : 0.01mA • Sample Rate : 300ms/Channel
Sensing Interval	Min: 100ms
Scale Range Setup	Software Setting -99999.99 ~ 99999.99
Operating Range	<ul style="list-style-type: none"> • Temp : -40 ~ 80°C (-40 ~ 176°F) • Humidity: 5 ~ 95%RH
Internal Resistance	100 Ohm 0.05% Included
USB Port	USB 2.0 Type A Plug
Event Mode	Software Selection <ul style="list-style-type: none"> • MODE 1 NORMAL (PULL MODE) • MODE 2 LO/HI EDGE (Out Bound) • MODE 3 DIFF. CHANGE EVENT • MODE 4. LO/HI EDGE (In Bound)
LED	Device Status Indicator <ul style="list-style-type: none"> • RED KEEP ON : USB connection Failed • GREEN BLINK : Measuring Sensors
Input Signal Mode	Software Selection 4-20mA or 0-20mA
DC/DC Converter	V out : 12V
Zero/Span Setup	Drift can be calibrated by Software
Software Support	<ul style="list-style-type: none"> *Tapaculo Mobile <ul style="list-style-type: none"> > 1CH recording software on Android devices *Tapaculo Lite <ul style="list-style-type: none"> > 128CH recording software on PC *Calibration Software <ul style="list-style-type: none"> > Calibrator that compensates measuring error.

Internal Block diagram



Product Components

Model	Component
UA20-B	<ul style="list-style-type: none"> • UA20-B (1CH 4~20mA or 0~20mA Transmitter)

Optional Accessories

Type	Model Number	Spec.
Sensor data transmitter via Ethernet	RN171 WC	<ul style="list-style-type: none"> • Supports cloud monitoring • Supports MODBUS TCP/ HTTP data transmission • Power: PoE 48V, IEEE802.3af/at, DC6V, 1.9W
Sensor data transmitter via WiFi	RN172 WC	<ul style="list-style-type: none"> • Supports cloud monitoring • Supports MODBUS TCP/ HTTP data transmission • Power: DC6V, 2.4W